

DEEP NEURAL NETWORKS

Jakub Hajic

Artificial Intelligence Seminar I.

11. 11. 2014





Outline

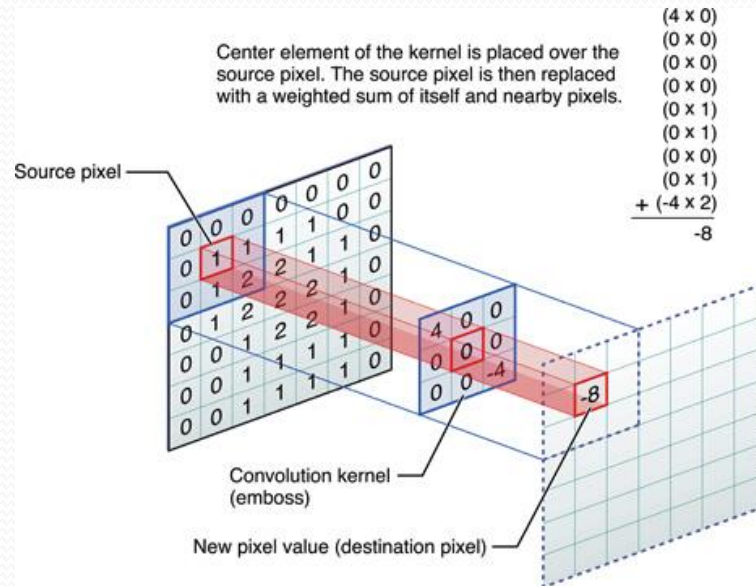
- Key concepts
- Deep Belief Networks
- Convolutional Neural Networks

A couple of questions

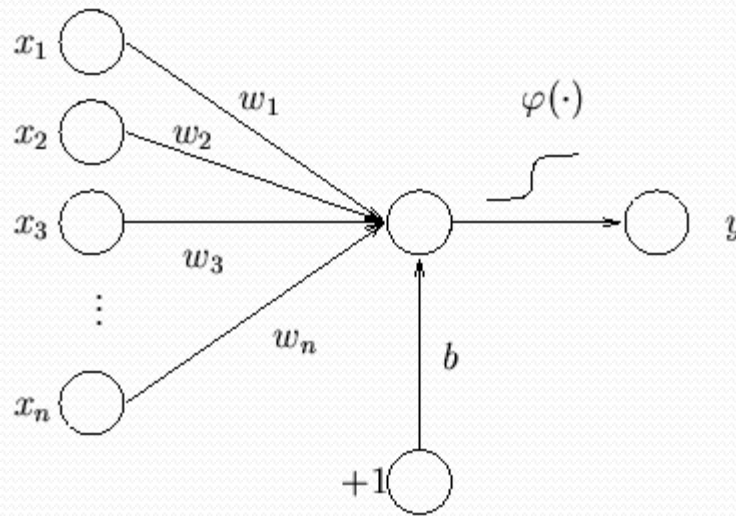
- Convolution
- Perceptron
- Feedforward Neural Network
- Backpropagation
- Boltzmann Machine
- Belief Net

Convolution

- Discrete:
$$f \otimes g[n] = \sum_{m=-\infty}^{\infty} f[m]g[n-m]$$
- Continuous:
$$f \otimes g(n) = \int_{-\infty}^{\infty} f(m)g(n-m)dm$$
- Image processing:

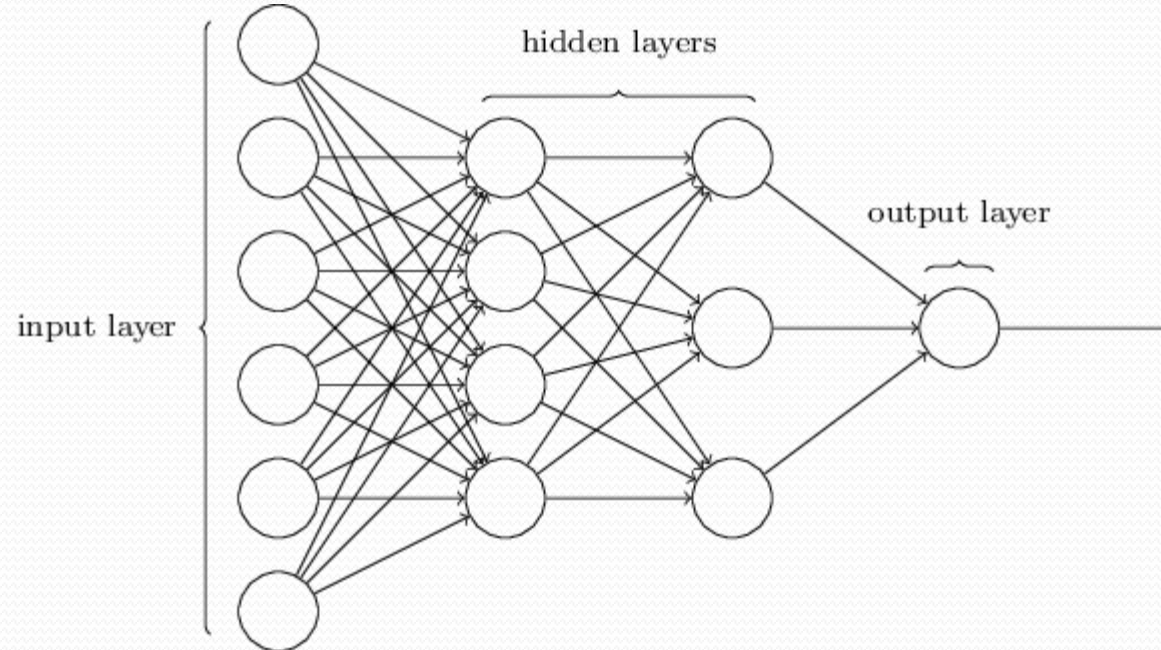


Perceptron



$$y = \varphi \left(\sum_{i=1}^n w_i x_i + b \right)$$

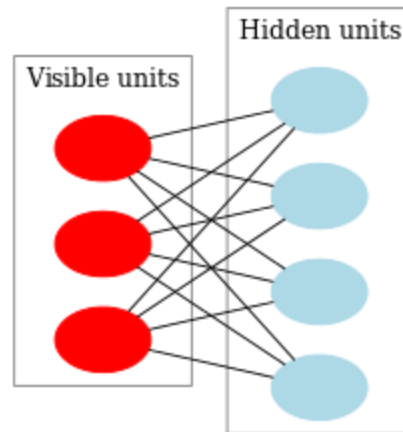
Feedforward Neural Network



Backpropagation

- Training algorithm for feedforward neural networks
- Gives a formula for the derivative of the cost function w. r. t. the weights in the network
- Based on *propagating* the error of the network *backwards* through the feedforward network
 - Error at layer $k+1$ \rightarrow error at layer k
 - Error at last layer obtained easily \rightarrow error of entire network obtainable

Restricted Boltzmann Machine



- An artificial neural network capable of learning a probability distribution characterising the (training) data
- Two layers – one hidden, one visible; fully connected
- Weight matrix, bias units

Restricted Boltzmann Machine

- Probability of states of hidden neurons given the states of visible neurons:

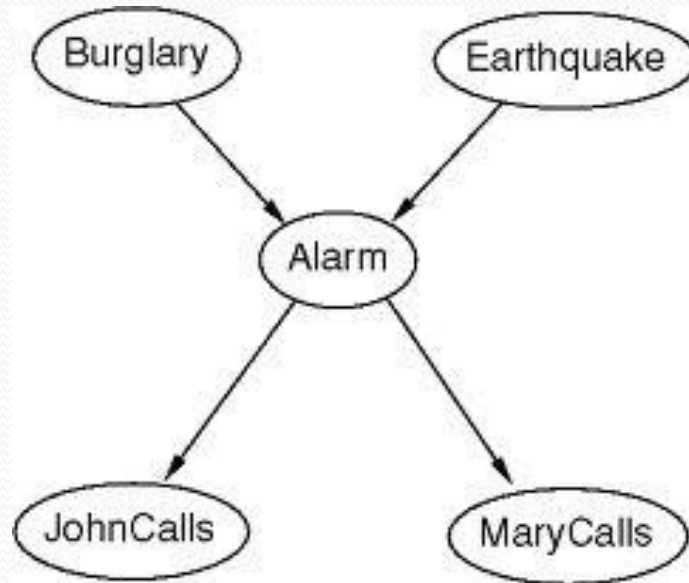
$$p(h_j = 1 | v) = \sigma\left(b_j + \sum_i v_i w_{ij}\right)$$

- Probability of states of visible neurons given the states of hidden neurons:

$$p(v_i = 1 | h) = \sigma\left(a_i + \sum_j h_j w_{ij}\right)$$

- Where $\sigma(x)$ is the logistic function: $1/(1 + e^{-x})$

Belief Network



Deep Belief Networks

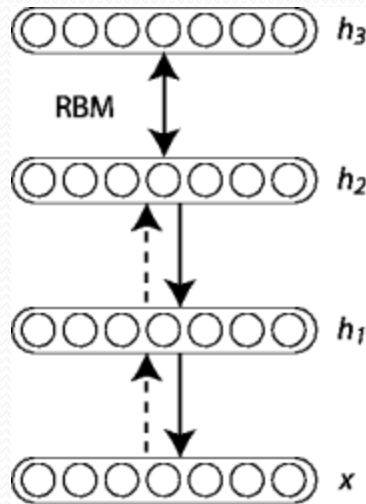
Hinton et al., 2006

The Problem

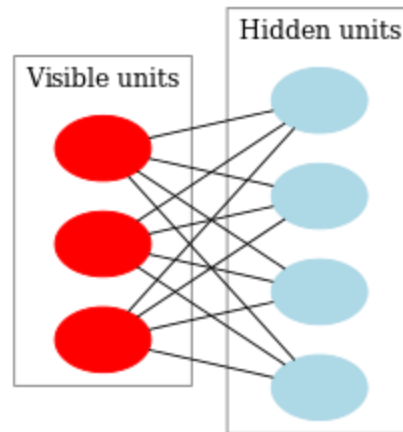
- Representing complex characteristics of the data requires a complex belief network
- A complex (large) belief network is often impossible to train properly

The Solution

- The Deep Belief Network by Hinton et al. (2006)
 - layered architecture (layers of RBMs)
 - a **greedy** training algorithm (layer-by-layer)



Restricted Boltzmann Machine



- An artificial neural network capable of learning a probability distribution characterising the (training) data
- Two layers – one hidden, one visible; fully connected
- Weight matrix, bias units

Restricted Boltzmann Machine

- Probability of states of hidden neurons given the states of visible neurons:

$$p(h_j = 1 | v) = \sigma\left(b_j + \sum_i v_i w_{ij}\right)$$

- Probability of states of visible neurons given the states of hidden neurons:

$$p(v_i = 1 | h) = \sigma\left(a_i + \sum_j h_j w_{ij}\right)$$

- Where $\sigma(x)$ is the logistic function: $1/(1 + e^{-x})$

The (training) Procedure

- 1. Train the first layer as an RBM on the input data
- 2. Use the 'output' of the layer as a representation of the data, and as the input of the next layer
- 3. Train the next layer
- 4. Repeat 2. and 3.
- 5. Fine tune the network (supervised gradient descent)

The Results

- MNIST digit recognition
 - handwritten digits
 - 28 x 28 grey values + labels
 - 60 000 digits in training set, 10 000 in test set
- Hinton et al., 2006: 1.25 % test error
 - “Inside the mind” of the DBN:



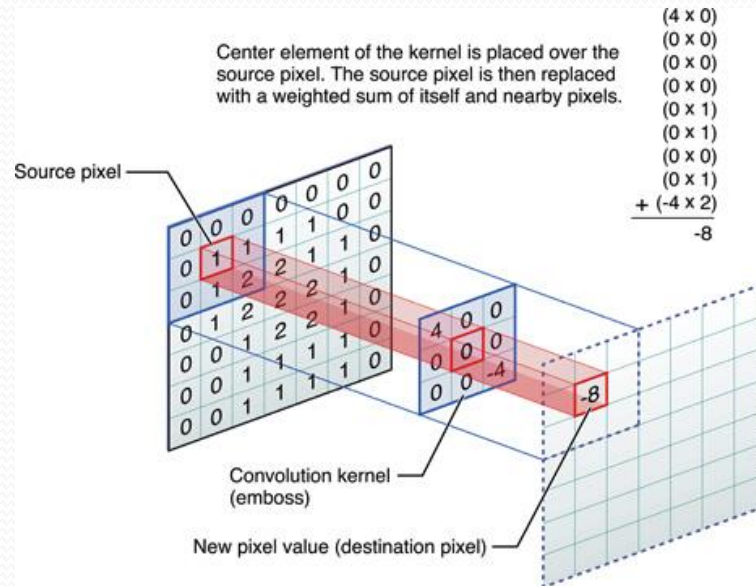
The Usage

- Standalone
- With a classifier (e. g. logistic regression) on top
- As pre-training for supervised models

Convolutional Neural Networks

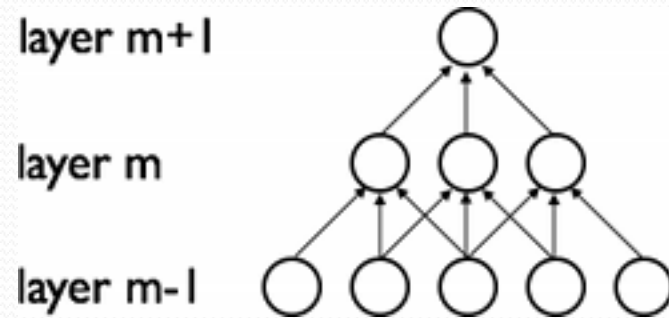
Convolution

- Discrete:
$$f \otimes g[n] = \sum_{m=-\infty}^{\infty} f[m]g[n-m]$$
- Continuous:
$$f \otimes g(n) = \int_{-\infty}^{\infty} f(m)g(n-m)dm$$
- Image processing:



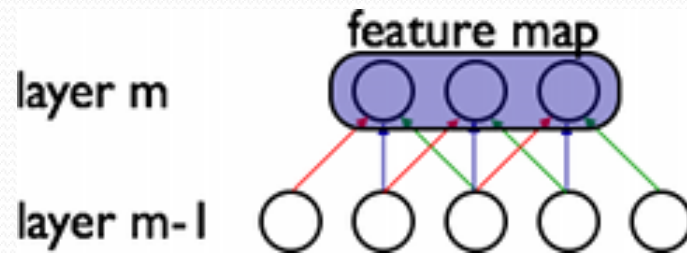
The Ideas

- Sparse connectivity



The Ideas

- Shared weights



The Training

- Backpropagation
 - adapted to learn convolutional layers
 - also deals with max-pooling layers (send error to “argmax” only)

The results

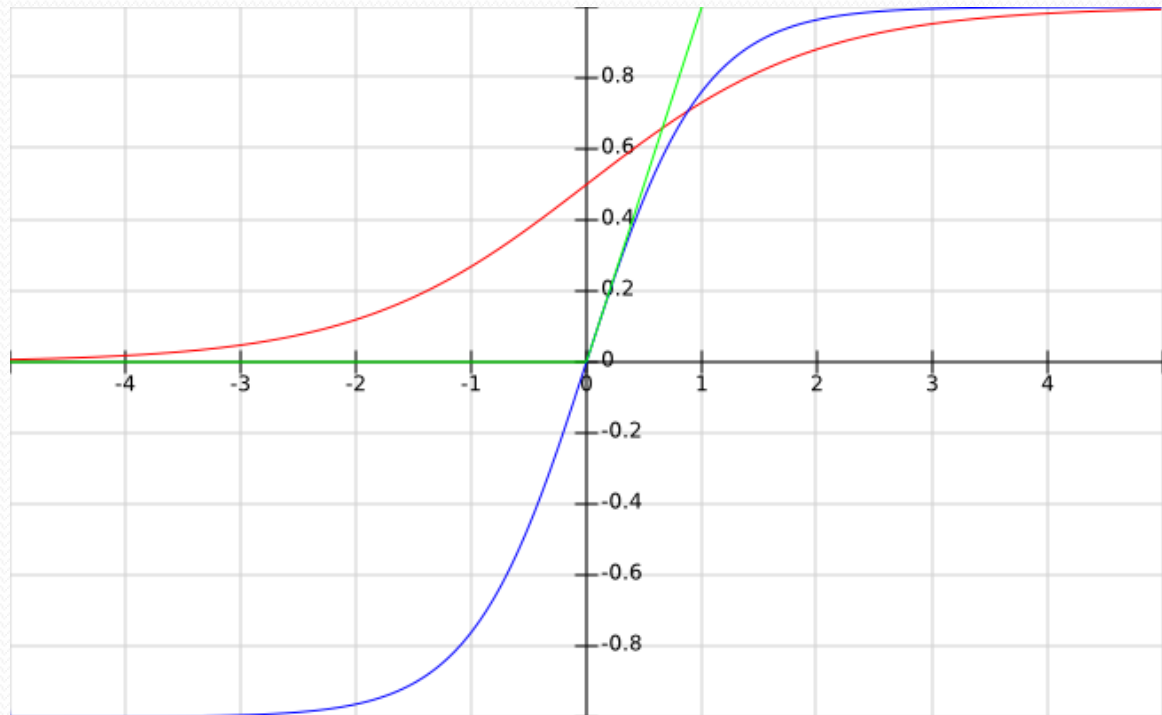
- MNIST
 - less than 1 % (multiple entries, close to 0.2 %)
- ImageNet ILSVRC
 - object recognition challenge
 - 1 200 000 training images
 - 150 000 testing images
 - various resolutions
 - labeled (using AMT) as ~1000 different categories
 - top-5 and top-1 evaluation

The results

- Krizhevsky et al., 2012:
 - downsampling of images to 256x256
 - 60 million parameters
 - uses a couple of “tricks”
 - Rectified linear units
 - overlapping max-pooling
 - output: 1000-way softmax
 - data augmentation – translation & reflection, simulated illumination variation
 - dropout

Rectified Linear Units

- Sigmoid activation: $1/(1+e^{-x})$
- Tanh activation: $\tanh(x)$
- ReLU: $\max(0, x)$



Max-pooling

- Take the maximum of the inputs
- A form of downsampling

Softmax activation

- A way to interpret the output the last layer of a network as a probability distribution
- Essential idea: Normalize the outputs so they
 - Lie between 0 and 1
 - Sum to 1

- Formula:
$$p_i = \frac{e^{q_i}}{\sum_{j=1}^m e^{q_j}},$$

where q_i is the input of the i -th unit.

Dropout

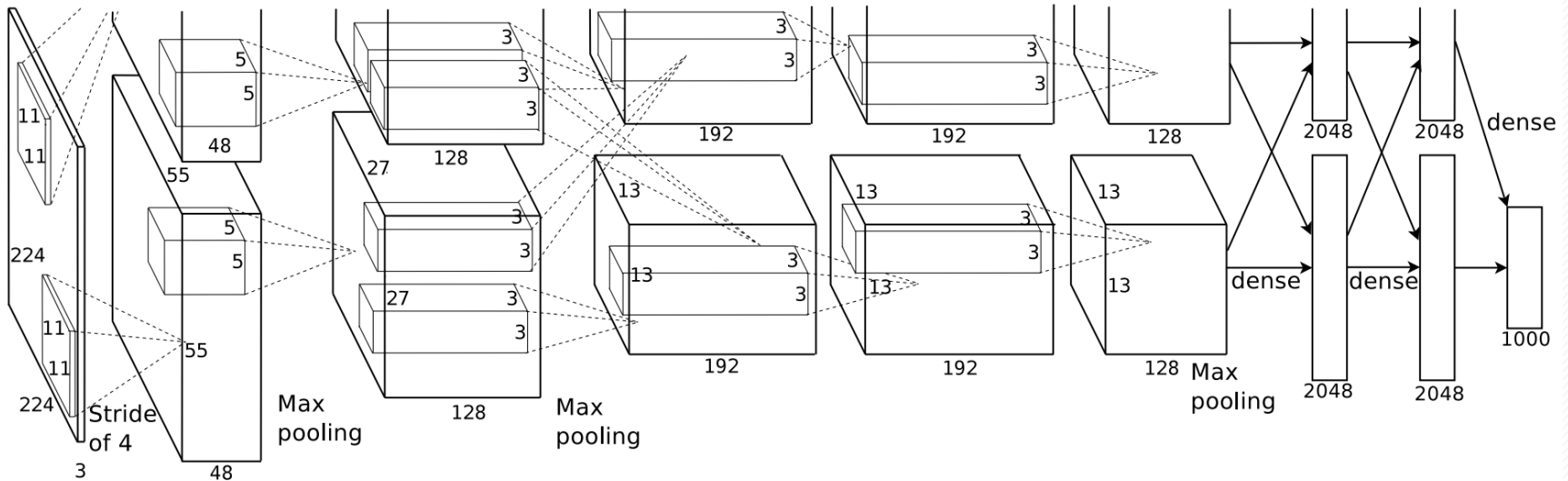
- Training technique
- When training, randomly set some of the neuron outputs to zero
- Reduces co-adaptation of neurons (reliance on each other)

Data Augmentation

- „Create more data“
- e. g. take not only the existing data, but also transformations of the data which „make sense“ (keeps the label, is part of same set,...)
- Reduces overfitting

The finished product

- 253,440-186,624-64,896-64,896-43,264-4096-4096-1000



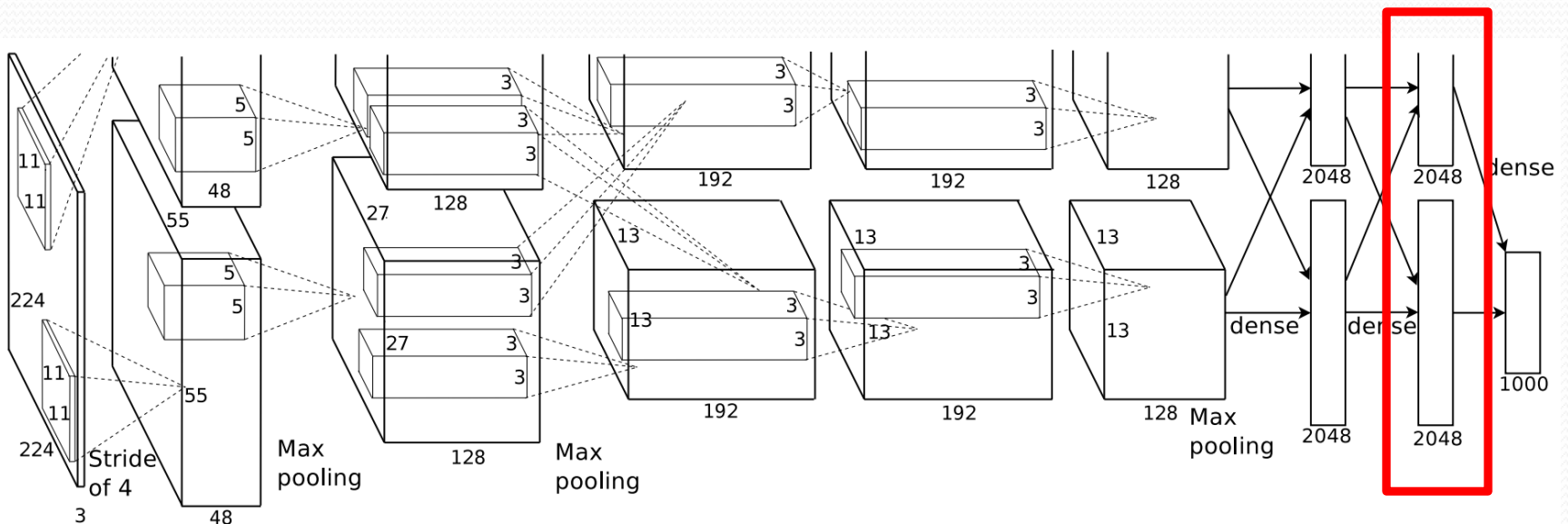
Results

- top-5 error: 16.4%
- second place: ~26%



What else?

- 253,440-186,624-64,896-64,896-43,264-4096-4096-1000



Similarity (Krizhevsky, 2012)



Similarity (MUFIN, 2005)



Resources

- neuralnetworksanddeeplearning.com
 - free online book draft
- deeplearning.net
 - Python tutorial to DBNs, CNNs
- image-net.org
 - the ILSVRC challenge
- <http://yann.lecun.com/exdb/mnist/index.html>
 - MNIST dataset & results

Papers

- Bengio, 2009: Learning Deep Architectures for AI
 - survey with details
- Hinton et al., 2006: A Fast Learning Algorithm for Deep Belief Nets
 - Deep belief networks
- Krizhevsky et al., 2012: ImageNet Classification with Deep Convolutional Neural Networks
 - Convolutional network
- Schmidhuber, 2014: Deep Learning in Neural Networks: An Overview
 - huge survey

Presentations

- <http://image-net.org/challenges/LSVRC/2014/slides/GoogLeNet.pptx>
 - GoogLeNet, Google's winning implementation with improvements, 2014
- <http://slideslive.com/38891974/detection-and-localization-objects-in-images>
 - J. Matas (ČVUT) talks about the history of object detection and why it is upside down since Krizhevsky 2012, Prague Computer Science Seminar, 2014
- https://cw.felk.cvut.cz/wiki/_media/courses/ae4m33mpv/deep_learning_mpv.pdf
 - J. Čech: A Shallow Introduction into the Deep Machine Learning, 2014, a nice readable introduction to Krizhevsky and others with lots of examples